

May, 2016

Here are the enhancements to the latest version of HemaTrax<sup>®</sup>-UNITY v7.0. Prior to this release, both UNITY Print Server and the Standalone programs were packaged into one distribution CD and use the same installation files. Now, each has its own separate installation and is distributed separately.

## HemaTrax<sup>®</sup>-UNITY Print Server Updates

- The internal default FDA verbiage typically printed in quadrant 1 has changed with the official release of the U.S Consensus Standard, version 3.0.0 and unless overridden by the presence of a PIIR.txt file, the verbiage for all transfusion products is:

**Properly identify intended recipient**  
**See circular of information for indications, contraindications, cautions, and methods of infusion.**  
**This product may transmit infectious agents.**  
**Rx only**

**Refer to Figure 1 section A on page 6**

- With the SPI message, which adds and updates product label database records, the collection flag date is now set as requested.
- Lower case letters of "c", "k" and "s" are printed as white letters on a black background in the test result text lines for Red Blood Cell Antigen tests.  
**Refer to Figure 1 section C on page 6**
- Special characters are also usable when establishing the initial administrative User Name and Password during completion of the program installation.
- Test message and Secondary Processing Facility information in QIV are now printed left justified to reflect the change in the official release of the U.S Consensus Standard, Version 3.0.0

**Refer to Figure 1 section D on page 6**

Continued on next page 

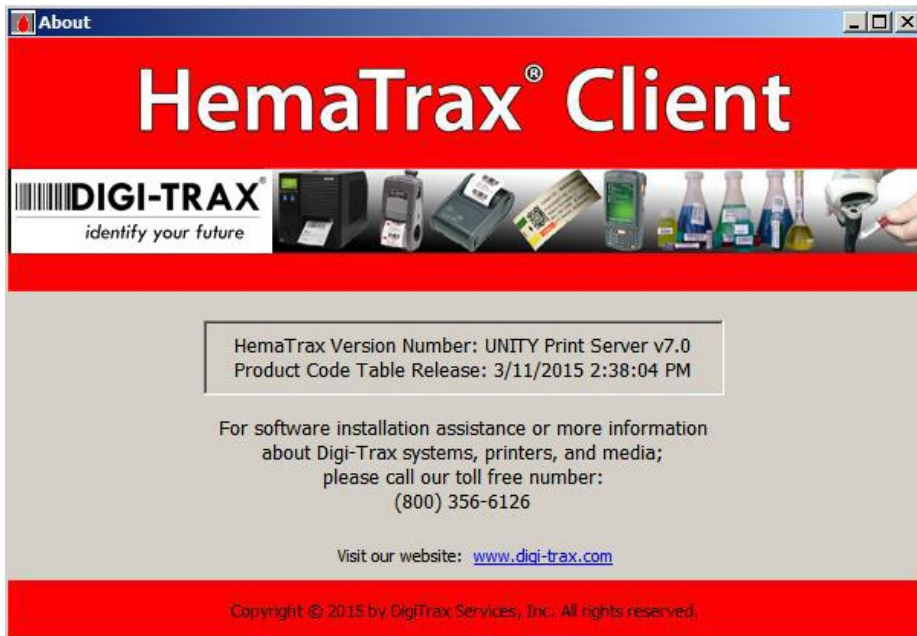
- Two Affirmed Question codes are added. See table below:

**<Affirmed Question Code>**

Currently this message field may be either empty (" ") or one of two Question Codes ("Q1" or "Q2"). The presence of a Question Code indicates the question was asked and the user responded affirmatively 'Yes'. For more information regarding the tables and logic using this field, see the section of this manual entitled "Intended Use Statement Selection."

Affirmed Question Code	Question Affirmatively Answered
Q1	"Is any required disease test positive or Anti-HBc untested?"
Q2	"Is this product to be used as a component in a medical device"?

The screenshot below provides the UNITY Print Server program version and product table release date:



Continued on next page →

## HemaTrax®-UNITY Standalone Updates

- Special characters are also usable when establishing the initial administrative User Name and Password during completion of the program installation.
- During program installation when upgrading a previous Standalone program to UNITY, you will no longer see the screen below when the user accounts from previous HemaTrax Standalone Versions are migrated:

**Initial Print Server Administrator ID & Password -- Build No. 12222.1020**

**IMPORTANT!!!**

This application creates the initial ADMINISTRATOR ID and PASSWORD.

This initial ADMINISTRATOR ID and PASSWORD makes it possible to establish other User IDs and Passwords which, in turn, provides access to the print server via the HemaTrax Client application.

This ID and Password IS CASE SENSITIVE. Pay close attention to the current state of the CAPS LOCK KEY before you make any entries.

Passwords cannot be displayed or listed, so make sure that you remember them for future use.

Once the SAVE button is clicked or the 'Enter' key has been pressed this application cannot be

ADMINISTRATOR

ID:

PASSWORD:

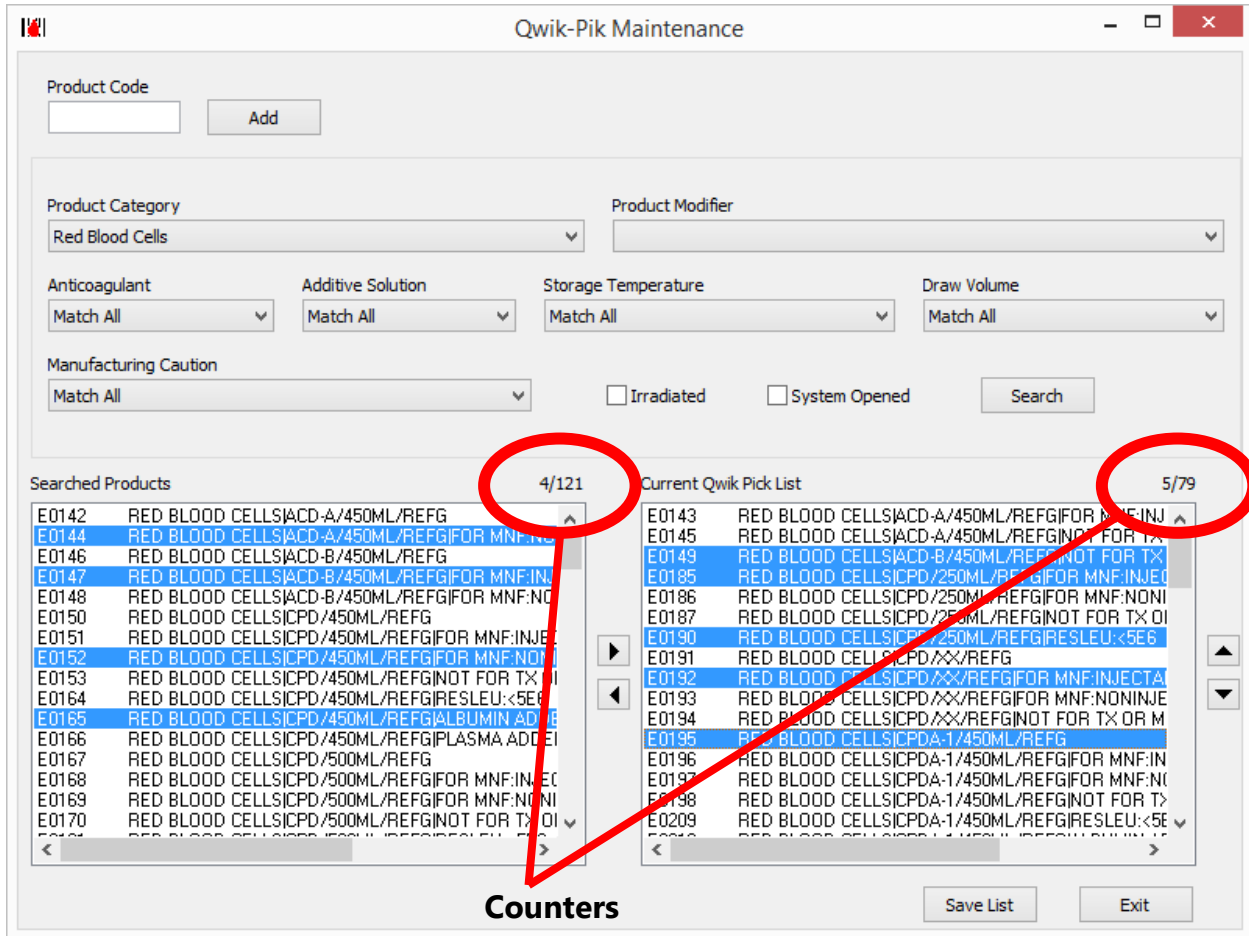
CONFIRM PASSWORD:

**SAVE**

- Test message and Secondary Processing Facility information in Q4 displayed on the print preview screen are now printed left justified to reflect the change in the official release of the US Consensus Standard, Version 3.0.0. **Refer to Figure 1 section D on page 6**
- The "\_\_\_\_ mL" line for divided products now displays in label quadrant 3 **Refer to Figure 1 section B on page 6**

Continued on next page →

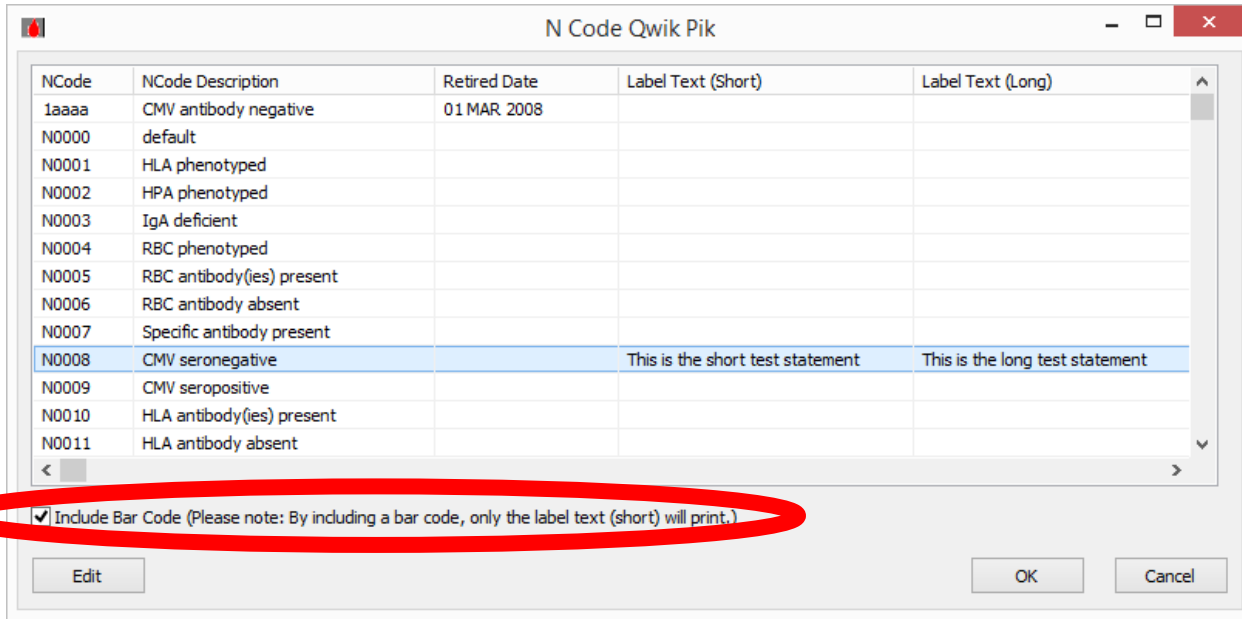
- The Qwik Pik Maintenance screen now displays an "hourglass" working icon when searching or saving. Counters have also been added to track the number of products searched and selected. See below:



- "Properly identify intended recipient" and "VOLUNTEER DONOR" statements are now displayed in label quadrant 1 client preview when a collection date is included on a transfusion product.  
**Refer to Figure 1 section A on page 6**
- In Quad 4, when selecting the expiration date only (without time), the word "TIME" is no longer printed on the label (to the right of the bar code), and the encoded time in the bar code will be "2359" and not "0000". The actual time will not be printed in the eye readable line.

Continued on next page →

- At the N Code Qwik Pik screen, when checking the bar code box, the following statement appears "Please note: by including a bar code, only the label text (short) will print. See below:

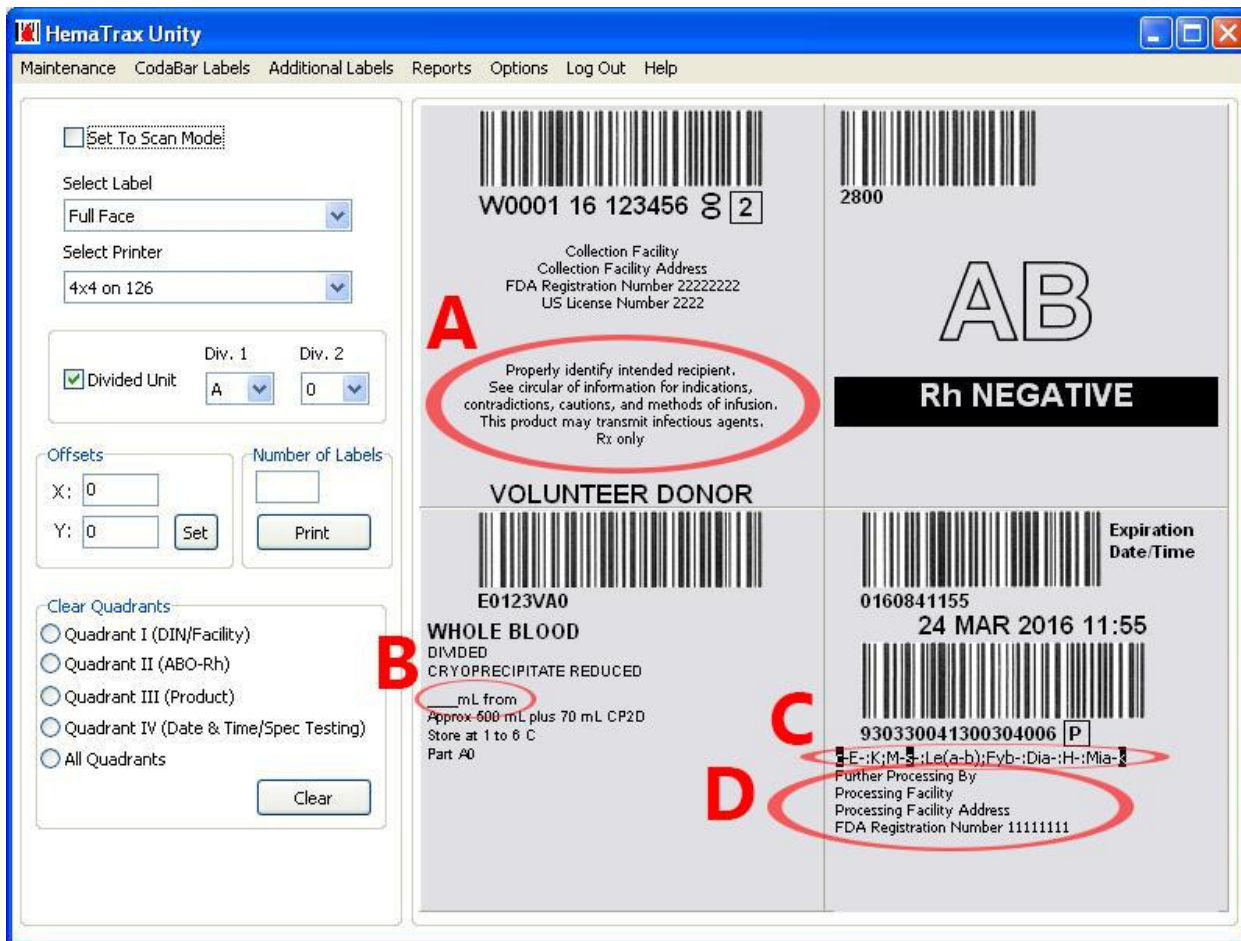


- This release ships with an updated product table in the range from E0001 to E8408**



Continued on next page →

**Figure 1:**



If you have any questions about these changes to the client or print server components of UNITY, please contact our software support manager, Henry Cagadas at 847-613-2114 or at HCagadas@dig-trax.com.

